Technical requirements

for SKF electromechanical cylinders



SKF

SKF Electromechanical cylinder technical requirements

(to be sent to your local SKF representative)

From: .....

Attention: .....



❒ **Company name:** .....

❒ **Customer contact for technical questions** .....

phone number ..... **email** .....

❒ **Application:** .....

❒ **Estimated load:**
(Explain all factors included. ie mass moved by the actuator, friction, inertia load during acceleration etc): .....

❒ **Estimated stroke:** .....

❒ **Estimated maximum cylinder speed and total cycle time** (pushing and pulling)**:** .....

❒ **Number of cycles/hrs, hrs/day, days/wk, wks/yr.:** .....

❒ **Estimated mass of all components moved by the cylinder:** .....

❒ **Lifetime required:** .....

❒ **Special environment** (gas or fluid contacts, high or ambient temperature, contaminants) .....

❒ **Number of cylinders for this quotation:** .....

❒ **Quotation due date:** .....

❒ **Delivery requirement for prototype / first off:** .....

❒ **Future potential for identical cylinders:** .....

Application sketch (please indicate if vertical or horizontal and masses moved by the cylinder)**:**

- If the customer needs a short total cycle time (<6s) or has a fully determined positioning cycle, please complete page 2.
- If the customer needs a servomotor and a servoamplifier please complete page 3.

SKF Electromechanical cylinder technical requirement

For a fully determined positioning cycle or short total cycle time (<6s), please complete both graphs keeping the link between the time / x-axis on both.

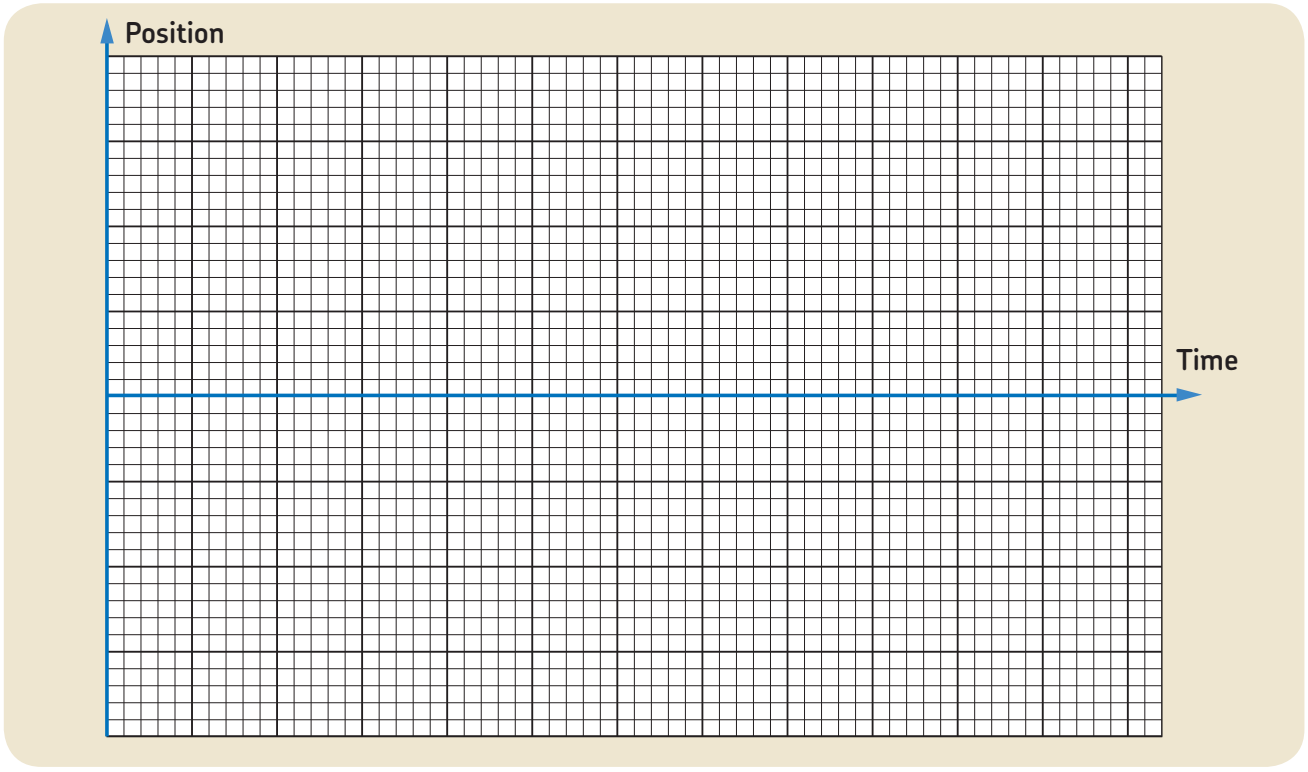

* Please indicate units of load (ex kN), position (ex mm) and time (ex s).
* Please draw 2 successive cycles in order to show the waiting time between each cycle.
* Please indicate when the cylinder is pushing and pulling.

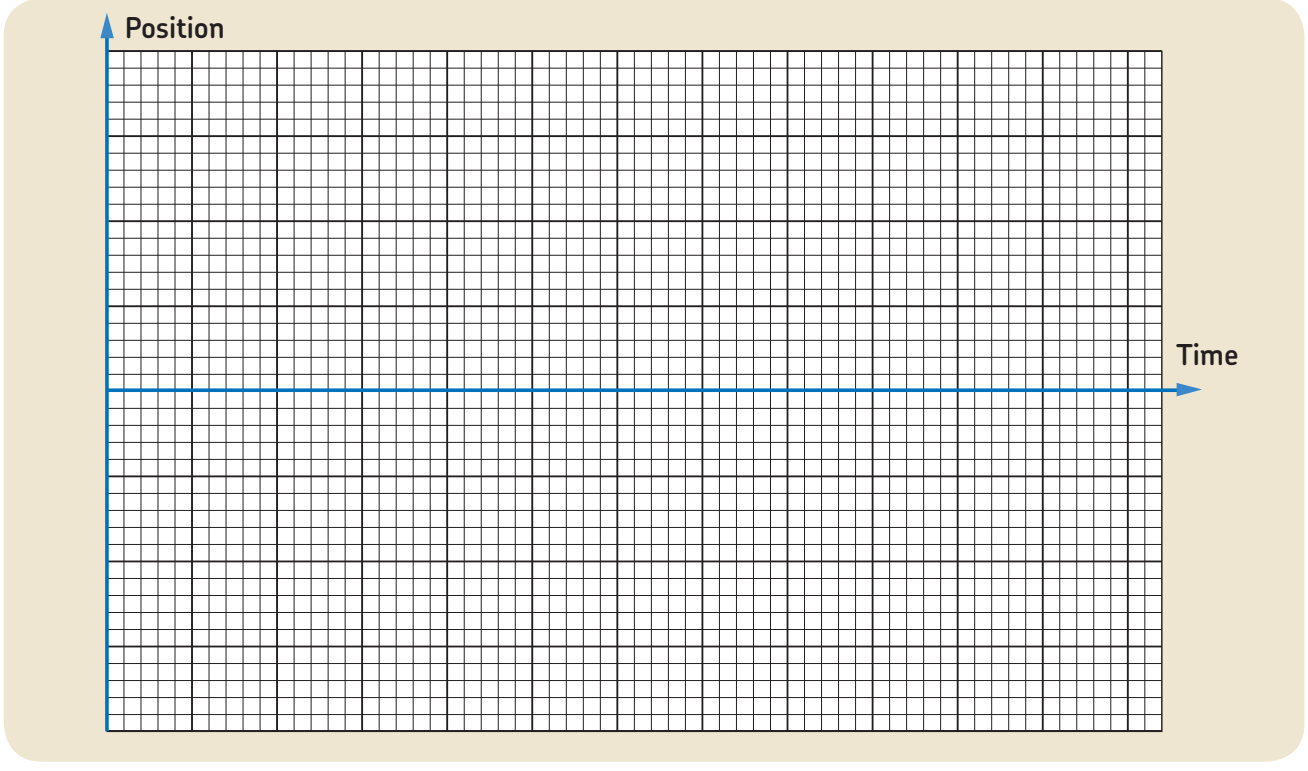

SKF Electromechanical cylinder technical requirement

Automation environment description

Mains supply type (number of phases, voltage, AC or DC, frequency. ie 3x400 VAC 50 Hz)
Number of phases, voltage, AC or DC, frequency. ie 3x480 VAC 50 Hz

.....

.....

Is there a main controller/PLC that manages several axis controllers (in addition to managing SKF cylinders) ?

Yes

To best understand the technical requirement please advise the exact reference of the main controller / PLC

.....

.....

What type of field bus could the main controller / PLC use to communicate with the axis controllers ?

- ❑ CanOpen
- ❑ Profibus
- ❑ Sercos
- ❑ RS232
- ❑ Other : Give the name:
- ❑ No field bus determined at the moment
- ❑ No field bus because axis controllers are integrated in the main controller/PLC

➜ Give exact reference of axis controller and kind of feedback required (TTL, SSI/ROD...) :

.....

.....

.....

Are axis independant ?

No

Describe the dependencies between the SKF electromechanical cylinder and other axies:

.....

.....

.....

.....

.....

.....

Then :

Yes

No

Describe what actuation tasks are required from the SKF actuator and how these are stopped and started:

.....

.....

.....

.....

.....

.....

.....

.....

.....

.....

.....

.....

.....